


omnia LH 75 Pro

Omnia LH 75 Pro is the workstation of the Omnia family for nucleic acid extraction and purification and PCR setup, which can process up to 48 samples per run.




TECHNICAL SPECIFICATIONS

- **Pipetting channels:** 1 pipetting channel (with disposable tips), pipetting volume range 1 µl to 1000 µl, precision CV ≤ 0.2% at full stroke, liquid level detection
- **Magnetic tool:** 24 parallel magnets, suitable for all magnetic beads
- **Integrated devices:** thermoshaker (RT to 95° C, 100 rpm to 2000 rpm), heating/cooling unit (4° to 70° C), custom adapters
- **Traceability:** 2 barcode scanners (integrated and external), internal database, plate mapping, output files for the most common thermal cyclers
- **User-friendly Framework software:** internal control system and remote monitoring through HMI software and a built-in touchscreen
- **Safety and decontamination tools:** easy-to-clean deck, UV-lamp (254 nm), removable waste bin, filter tips, disposable components
- **Open platform:** customisable layout to suit the specific protocol
- **Size (W x D x H):** 916 x 789 x 848 mm
- **Certification:** CE-IVD

SBS-COMPLIANT DECK LAYOUT

1. Barcode scanners (integrated and external)
2. Rack for eluate stocking (x 2)
3. Reagent input rack
4. Sample input rack (x 3)
5. Heating/cooling unit
6. Thermoshaker
7. Customisable position
8. PCR setup position
9. Washing plate
10. Tips
11. Waste bin
12. Covers for magnets









OPERATING SPECIFICATIONS

NA extraction and purification protocols; PCR, RT-PCR, qPCR setup

Input sample types	<ul style="list-style-type: none"> Blood, serum, plasma, saliva, urine, and other body fluids; stool; swabs; fresh/frozen/FFPE tissue; plant and agri-food samples Previously extracted DNA or RNA (for PCR setup)
Extraction method	Magnetic beads
Reagents	Several commercial kits
Processing capacity	Up to 48 samples
Operating volumes	<ul style="list-style-type: none"> Minimisation of dead volumes according to consumables Customisation of starting volume and elution volume
Compatibility with consumables	With different plates or strips according to thermal cyclers
Connectivity	<ul style="list-style-type: none"> Bidirectional interface with the hospital laboratory information system Connection to the most common thermal cyclers for Real-Time PCR plate design
Assay flexibility	Other liquid handling protocols (e.g. aliquoting, serial dilution)

AUTOMATED PROTOCOLS

<p>Blood genetic diseases</p>  <p>Coagulation Hemochromatosis Hemoglobinopathies Thalassemias</p>	<p>Genetic diseases</p>  <p>Cystic fibrosis Chromosomal anomalies Drug resistance</p>	<p>Oncological diseases</p>  <p>Lung cancer Colorectal cancer Pancreatic cancer Follicular cancer Melanoma</p>
<p>Microbiology</p>  <p>CMV HCV HBV Chlamydia trachomatis SARS-CoV-2</p>	<p>Intolerances</p>  <p>Lactose Gluten</p>	<p>Others</p>  <p>Cardiomyopathies Metabolic diseases Immunological compatibility</p>

MASMEC
BIOMED



MASMEC SpA
BIOMED DIVISION
70026 Modugno (BA) - ITALY
TEL. +39.080.5856701
www.masmebiomed.com